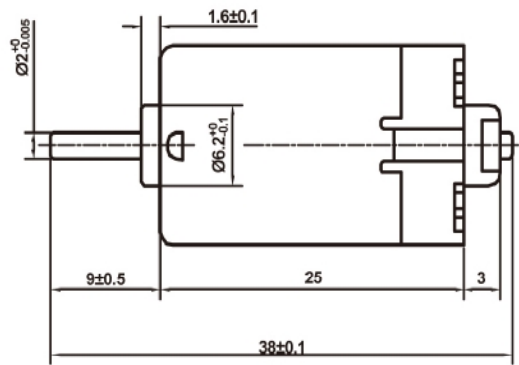
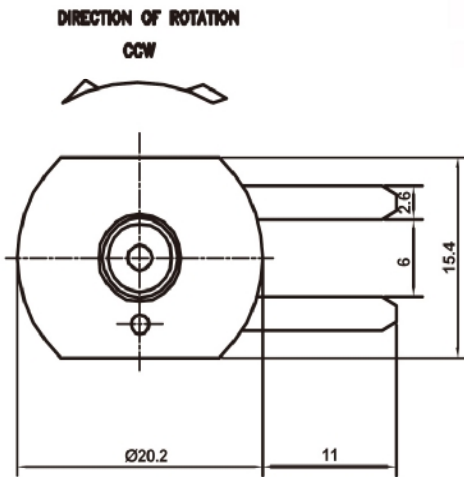


Model	Voltage		No Load		At Maximum Efficiency				Stall			
	Operating Range	Nominal	Speed	Current	Speed	Current	Torque		Output	Torque		Current
			RPM	A	RPM	A	g.cm	mN.m	W	g.cm	mN.m	A
LDM-130SA-A	3~15VDC	12.0VDC	7460	0.04	5750	0.14	11	1.07	0.65	48	4.7	0.45
LDM-130SA-A	3~9VDC	6.0VDC	10000	0.1	8090	0.42	14	1.37	1.19	75	7.35	1.8

Drawing



WEIGHT:22g

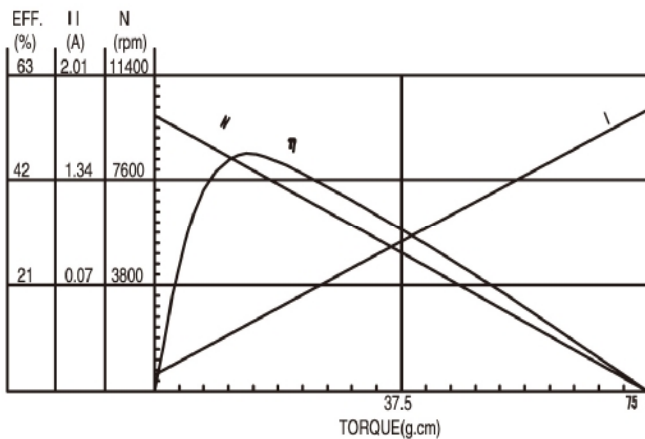
上述尺寸单位:mm

Performance Curve

Description

LDM-130SA-A

——6.0V



Application: Car

典型应用: 汽车

P. S. :

The above motor performance is only for reference purposes. We can design the motors according to customers' requirements of specific motor parameters, shaft length, lifetime etc.

备注:

上述电机性能仅供参考, 具体电机性能参数, 轴长, 寿命要求, 各项认证要求可根据客户的实际要求进行设计。