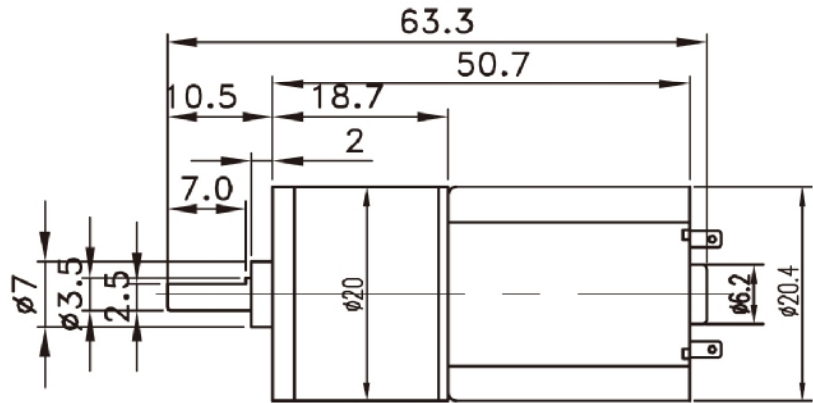
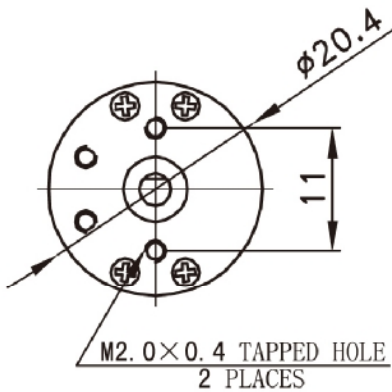




Model	Voltage		No Load		At Maximum Efficiency				Stall			
	Operating Range	Nominal	Speed	Current	Speed	Current	Torque		Output	Torque		Current
			RPM	A	RPM	A	g.cm	mN.m	W	g.cm	mN.m	A
LDM-20GM	1.2~2.4VDC	2.4VDC	35	0.4	25.4	1.1	1371	135	0.36	5000	490	2.8
LDM-20GM	3~12VDC	12.0VDC	14	0.05	10.3	0.15	2612	256	0.28	10000	980	0.4

Drawing

LDM-20GM



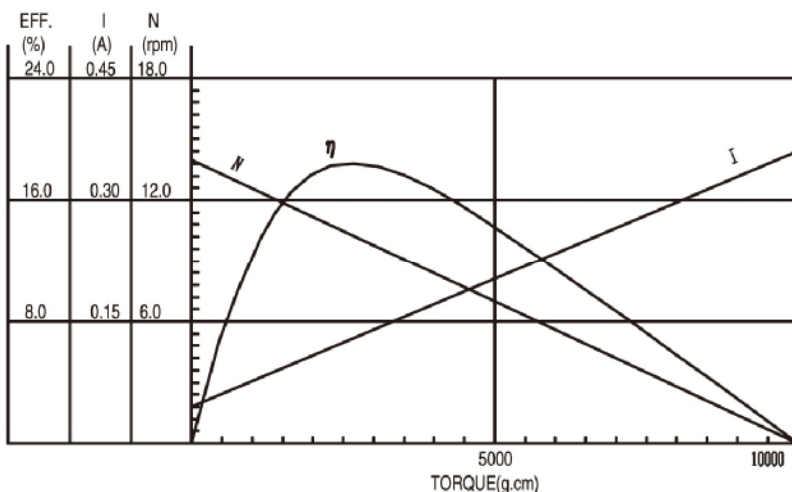
WEIGHT:43g(APPROX)

上述尺寸单位:mm

Performance Curve

LDM-20GM

——12.0V



Description

application:

automation equipment

典型应用

自动化设备

P. S. :

The above motor performance is only for reference purposes. We can design the motors according to customers' requirements of specific motor parameters shaft length, lifetime etc.

备注:

上述电机性能仅供参考, 具体电机性能参数, 轴长, 寿命要求, 各项认要求可根据客户的实际要求进行设计。